

Main Street Quilt Company

200 E. Main Street ♦ Shelbyville, IL 62565

(217) 774-3484

info@mainstreetquiltcompany.com ♦ www.mainstreetquiltcompany.com

Hours: Monday - Friday 9 a.m. - 5 p.m.; Saturday 9 a.m. - 3 p.m.

Winter - Spring 2012

BUCK-a-BLOCK 8

Buck-A-Block is back! This year you will make two blocks each month that finish to 7.5". When set into the suggested quilt they make a good sized twin quilt (67" x 93")



We have two color choices for you to pick from. The first is using Jo Morton's new fabric line "Elizabeth Town" This line features warm reproduction fabrics. Your second choice is featuring the new Batik fabrics that are starting to arrive in the shop.



The cost to get started with the program is \$6. Each month when you come back you get a kit that has fabric and pattern for the next set of blocks for \$1. We will have finishing kits available to make our quilt or use the blocks in your own creations!



Greetings Quilters!

Construction is completed and we have moved into the new classroom. It has been wonderful having lots of room to spread out during classes. Everyone has loved it and now we have room for the Batiks!! Yes you heard right, we are adding Batiks to our fabric choices. There are 55 bolts here now and we are expecting more each month.

There are lots of new classes coming up as well as some returning favorites just in case you missed them the first time around. Turn the page for all the details. I am happy to welcome a new teacher to the line up. Sharon Jack will be joining the teaching staff here. She has two new projects for us on the line up, Exploding Pineapples and Criss-Cross Buns.

Our 1st bus trip to the Paducah Quilt Show in April is full. We will have a waiting list in case of cancellations. Please note that the shop will be closed on that Saturday (April 28th) as the whole staff will be in Paducah oohing and aahing over all the beautiful quilts.

We will be having a progressive book and pattern sale beginning on March 6th (come early for best selections) and culminating on March 9 & 10th with our Batik Island Party. See below for all the details.


Happy Quilting!

Kate


Batik Island Party March 9-10

Help us celebrate the new Batiks!

**20% off
all
Batiks**



**Progressive
Book &
Pattern Sale
March 6 - 10**



March 6th - 10% off
March 7th - 20% off
March 8th - 30% off
March 9th & 10th - 40% off



Knitting/Crochet Club

1st & 3rd Friday of each month

1 p.m.

Grab your latest project and join us for an afternoon of yarn work and visiting. This is always a fun group!

Instructor: Ellie Newton.....\$Free

Beaded Scarf

January 19th

6-8 p.m.

Dress up your everyday scarf with beads that you incorporate while knitting. Sock weight yarn and a simple basket weave pattern are the basis for this scarf. The sparkle comes from the beads. Use this technique to dress up any knitting project.

Instructor: Karin Bennett.....\$15



Cable Hat

January 26th & February 2nd

6-8 p.m.

Just in time for colder weather knit up this hat featuring cables all around. You can use any worsted weight yarn of your choosing. They are a great way to try cables if you haven't yet.

Instructor: Karin Bennett.....\$15



Knitting I

February 4th & 18th

1-3 p.m.

Learn to knit continental style (or just brush up your skills) while you make a dishcloth. Cast on, knit, increase, decrease and bind off are covered in this two part class.

The pearl stitch is covered in Knitting II

Instructor: Karin Bennett.....\$20



A note about classes:

You may register for a class in person or by phone at (217) 774-3484. Payment is required to reserve your place in the class. A supply list can be picked up at the shop or we can e-mail it to you. You will receive a 20% discount on all required class supplies. Please mention at the time of purchase. Cancellations less than one week prior to class will forfeit class fee (you may send someone in your place). We reserve the right to cancel a class due to insufficient enrollment, however in this event you will receive a full refund.

Beginning Crochet



February 7 & 28

6-8 p.m.



Come along as Karin guides you through an introductory crochet class that is also perfect if you need a refresher.

You will learn the chain stitch, single crochet and double crochet as you work on a tote bag. The project is made from wool yarn and is sure to look great as you will felt your bag after completion for extra durability.

Instructor: Karin Bennett.....\$20

Felted Slippers

February 9 & 10

6-8 p.m.



Knit a warm pair of slippers using wool yarn; then learn how to felt them at home. Class covers techniques that include short rows, wrap and turn and three needle bind-off. You will finish at least one slipper in class. Basic knitting know how required.

Instructor: Ellie Newton.....\$15

Easy Stripe Table Runner



February 16th

1p.m. - finished

Quite possibly the easiest table runner that you will ever make. The magic comes from the 60° triangle ruler and border striped fabric. Five seams and you are done-there isn't even any binding!



Instructor: Diane Wheeler.....\$20

Four Corners Apron



February 23rd

5-8 p.m.

This quick-to-make apron is perfect for the beginning sewer but clever enough to appeal to all sewers. Selecting the coordinating fabrics is so easy because it looks good in everything! By the way, it's very comfortable and flattering!



Instructor: Ellie Newton.....\$10



= Beginner Friendly

Knitting II




February 25

1-3 p.m.

Continue your knitting journey by learning the purl stitch. You will work on a more complicated dishcloth to practice. Knitting I is a prerequisite.

Instructor: Karin Bennett.....\$10

Exploding Pineapple



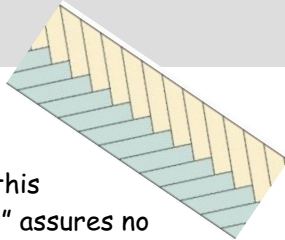
March 3

9-3 p.m.

Have you wanted to make a pineapple quilt? This is a new method which makes these blocks easy and fun to make and grow them into a quilt quickly. Better yet there is no fabric waste, no matching points, no special rulers or foundations.

Instructor: Sharon Jack.....\$30

Friendship Braid



March 6th & 19th

5-8 p.m.

Grab a jelly roll or any 2 1/2" strips for this stunning quilt. Using the "Binding Tool" assures no waste as you rotary cut this quilt.

Instructor: Ellie Newton.....\$20

Knit Market Bag

March 8th & 22nd

6-8 p.m.

Go Green! Grab some cotton yarn and whip up an easy tote to take to the market. The bag is perfect to store in your car or handbag for those quick trips to the market.

Instructor: Karin Bennett.....\$20

Sassy Strips Runner



March 24th

9-finished

Use a Jelly Roll or any 2 1/2" strips to whip up this cute runner. It is a quilt as you go project and you will leave class with a finished project. You can make the runner any size you choose. We will even show you a neat way to bind your project by machine.



Instructor: Ellie Newton.....\$10

Quick Clothesline Carryall



April 7th

9-3 p.m.

Make quick work of creating a fabric covered clothesline carry-all. New construction methods will produce a neat and sturdy lined bag or basket in just a handful of hours. Customize your carry-all to just the right size. Bags will be lined and you will have two different handles options.


Instructor: Ellie Newton.....\$30

Freemotion Machine Quilting

April 14th

9-3 p.m.

Start at the very beginning with the layering and pin basting of your quilt "sandwich". Then begin to explore all the possibilities that can be achieved on your home sewing machine to finish your own quilts. We will cover orange peel, echo, stipple, and more. You will find that it's not as hard as it might seem!



Instructor: Ellie Newton.....\$35

Criss-Cross Buns

April 21st

9 - 3 p.m.

This is a great scrappy quilt, so let's use up some of those 1 1/2" strips you have left over from other projects. You can use honey buns and some neutrals. Sample quilt is using planned fabrics. Anyway you want to make this lap quilt it will be great and can be put together on the diagonal or straight with sashings.

Instructor: Sharon Jack.....\$30

Lollipop Bag




May 5th

9 - 3 p.m.

This cute little bag works up in a jiffy and features a removable strap and zippered closure. The pattern by Atkinson Designs is easy to follow and you won't be able to make just one! Once you learn the technique for zippers it can be applied to just about any purse pattern.

Instructor: Diane Wheeler.....\$30



Main Street Quilt Company

200 E. Main Street ♦ Shelbyville, IL 62565

(217) 774-3484

Hours: Monday - Friday 9 a.m. - 5 p.m.

Saturday 9 a.m. - 3 p.m.

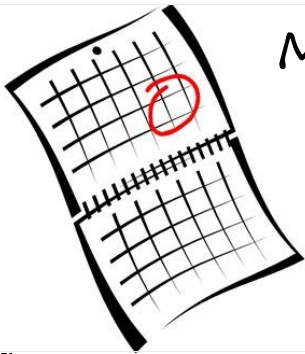
Mailing List Update

Please notify us if there are any changes or errors in your address.

E-mail us at

info@mainstreetquiltcompany.com.

Include both your old or incorrect and new information.



Mark your calendars.....

Upcoming Quilt Shows:

Springfield - March 16 & 17

Decatur - March 30 & 31

Clinton - March 30 & 31

Bloomington - April 14 & 15

Arthur - April 25-27



Help us keep costs down, join our e-mail list! You will receive an e-mail letting you know each time a new newsletter is available on our web-site. You will also receive notice of new classes or special events between newsletters. Bring in your mailing label along with your e-mail address or send an e-mail to newsletter@mainstreetquiltcompany.com. Please include your home mailing address as well.